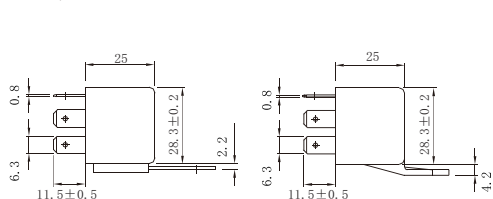


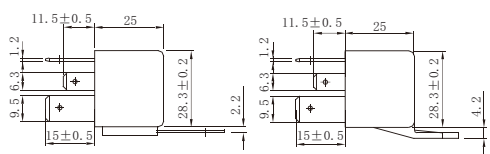


插拔式外形尺寸图 Overall Dimensions, Plug-in Type

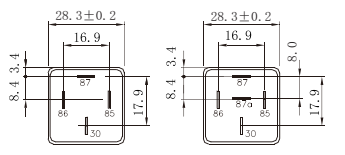
YH185A, YH185B YH185F



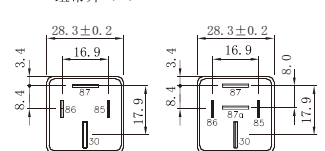
YH185C



一组常开 (1H) 1 Form A
一组常开, 双87端子 一组转换 (1Z) 1 Form A with Double 87 Terminals or 1 Form C

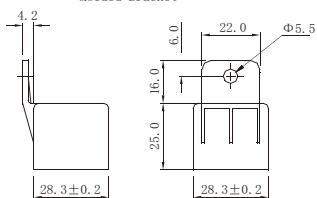


一组常开 (1H) 一组转换 (1Z)

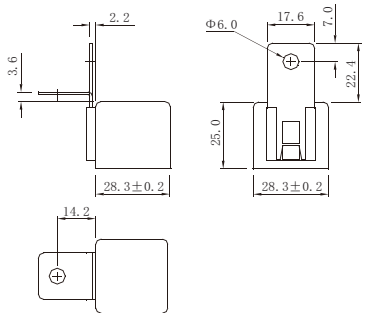


可选外罩
Optional Covers

9 模压支架
Molded Bracket

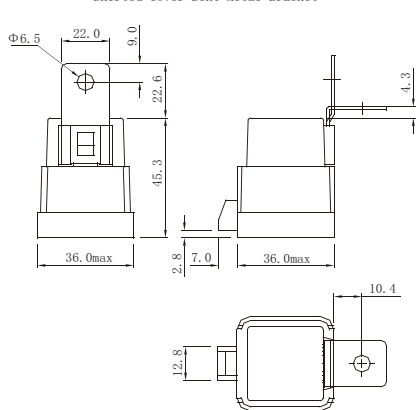


9M1 金属支架 Metal Bracket
9M2 直角金属支架 Bent Metal Bracket



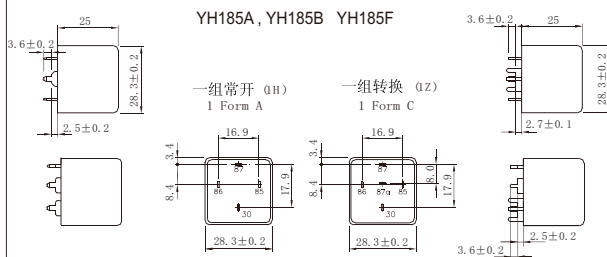
9S1 裙边外罩+金属支架
Skirted Cover+Metal Bracket

9S2 裙边外罩+直角金属支架
Skirted Cover+Bent Metal Bracket

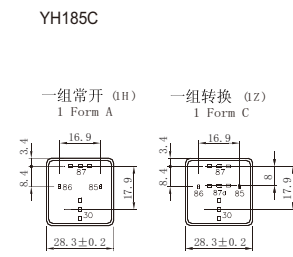


EP板式外形尺寸图 Overall Dimensions PCB Type

YH185A, YH185B YH185F



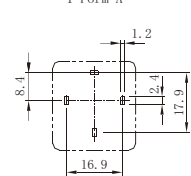
YH185C



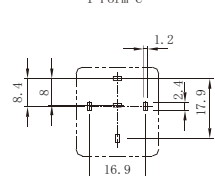
印板式底视开孔尺寸图 (供参考) Bottom View PCB Type Mounting Holes Dimensions (Reference)

YH185A, YH185B YH185F

一组常开 (1H) 1 Form A

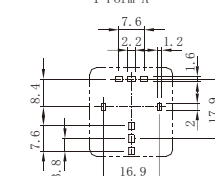


一组转换 (1Z) 1 Form C

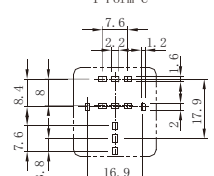


YH185C

一组常开 (1H) 1 Form A

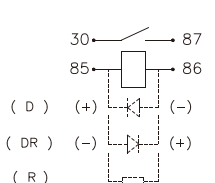


一组转换 (1Z) 1 Form C

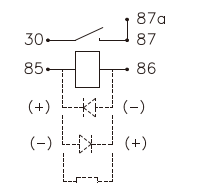


接线图 Wiring Diagrams

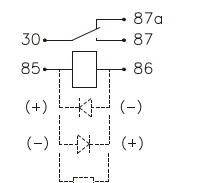
一组常开 (1H) 1 Form A



一组常开, 双87端子 (1HJ) 1 Form A With Double 87 Terminals



一组转换 (1Z) 1 Form C



说明 Notes:

1. 以上参数除另有规定外均以室温23度为准。
All parameters, unless otherwise specified, are measured at ambient temperature 23°C.
2. 最大接通电流指灯载浪涌电流。
Maximum make current refers to inrush current of lamp load.
3. 在环境温度85度时最大允许电压应降低到原值的72%。
At ambient temperature of 85°C, Maximum allowable voltage should be reduced to 72%.
4. 电气寿命是在阻性或感性负载的条件下, 接上合适的灭弧电路, 动作频率为每秒1次。
Electrical life obtained at resistive or inductive load at YH185A: NO40A/NC30A-14VDC; YH185B: NO60A/NC40A-14VDC; YH185C: NO80A/NC60A-14VDC; YH185F: NO40A/NC20A-24VDC 1x10⁵ ops. 或 NO60A/NC40A-24VDC 5x10⁴ ops.
5. 型号对照 Equivalence: YH185C: Tyco F2, P&B VF2; YH185B: Tyco F4, P&B VF4; YH185C: Tyco F7, P&B VF7;